

COMPARISON BETWEEN EUROCODE APPROACH AND GEOMETRICAL NON-LINEAR ANALYSIS ON SECOND ORDER EFFECTS

Wai Shun Wilson Lock Supervised by Professor L.Gardner

Department of Civil and Environmental Engineering, Imperial College London.

INTRODUCTION

Comparing results from a Geometrical Non-Linear Analysis (GNIA) and Eurocode approach allows engineers to understand when Eurocode approach is:

- Unsafe
- Too conservative
- Accurate to use

SECOND ORDER EFFECTS

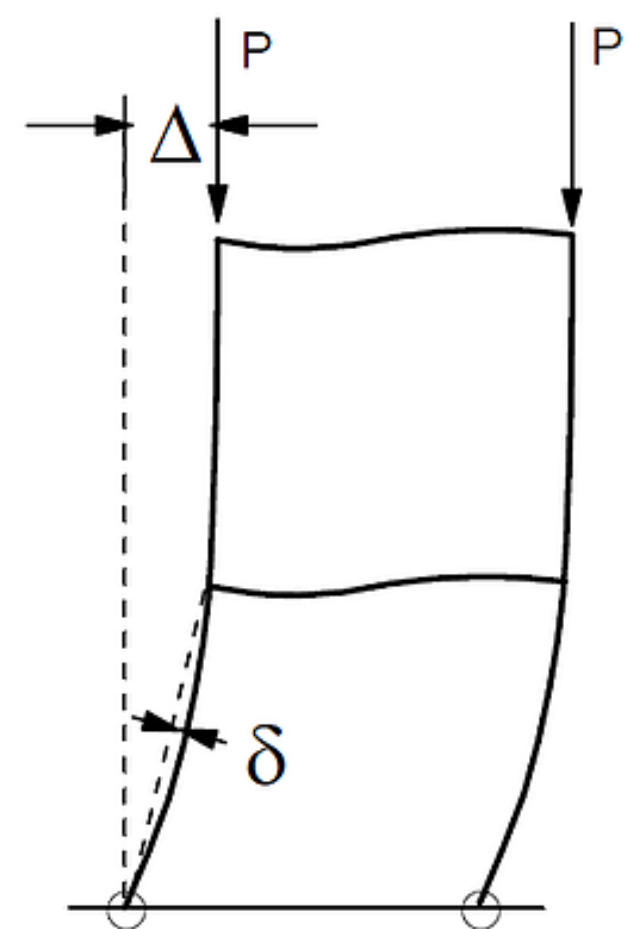


Figure 1. Second Order Effects

The two second order effects are:

- P-δ Local Effects
- P-Δ Global Effects

P-δ local effects are caused by local bow imperfections of the member.

P-Δ global effects are caused by the change of nodal displacement due to P-δ effects.

Eurocode Approach

The two approaches provided by the Eurocode are:

- The sway-mode buckling length method
- The amplified sway-moment method

The second order effects are taken into account by using the sway effective length to reduce the design capacity of the members. While the amplified sway-moment method amplified the horizontal loadings of the design loads and uses the non-sway effective length to reduce the design capacity of the members.

ACKNOWLEDGEMENTS

I would like to thank Prof. Leroy Gardner for allowing me to work on his project and guiding me through out the project. I would also like to express my gratitude and appreciation to Merih Kucukler for answering all my questions and helping me understand the basic theory of the second-order effects. I would also like to thank Prof. S. L Chan and Dr. Siwei Lui for providing support on Nida.

REFERENCES

British Standards Institution (2005) *Eurocode 3: Design of steel structures Part 1-1 General rules and rules for buildings, BS EN 1993-1-1*, BSI, London

FRAMES TO CONSIDER

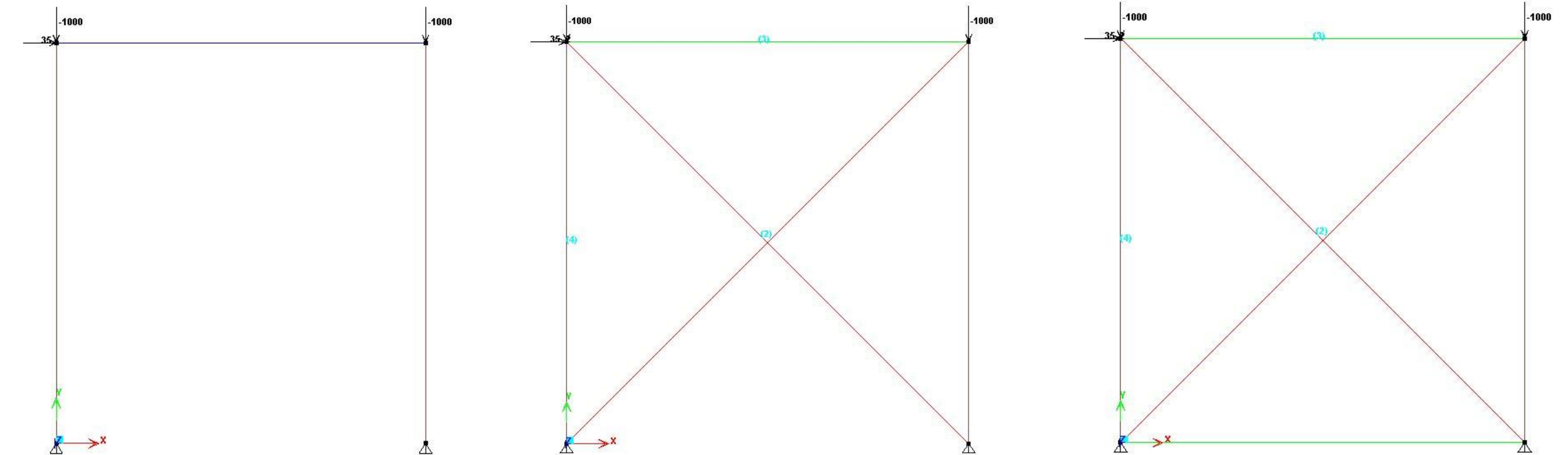


Figure 2. (a) Sway sensitive frame

(b) Non-sway frames

(c) 2nd Storey Non-sway frames

COMPARISON

Each frames are analysed using:

- GNIA with actual imperfections
- GNIA with imperfections provided in Eurocode
- GNIA with global imperfections only
- Linear analysis with sway effective length
- Linear analysis with amplified sway-moment

GNIA with actual imperfections is used as bench mark frames and the failure load factor was found according to Clause 6.2.1(7):

$$\frac{N_{Ed}}{N_{Rd}} + \frac{M_{y,Ed}}{M_{y,Rd}} \leq 1$$

CONCLUSION

Sway-mode buckling length method will always produce conservative design which is uneconomical to build.

Amplified sway-moment method is accurate when P-δ is the critical second order moments but too conservative when P-Δ is the critical second order moments.

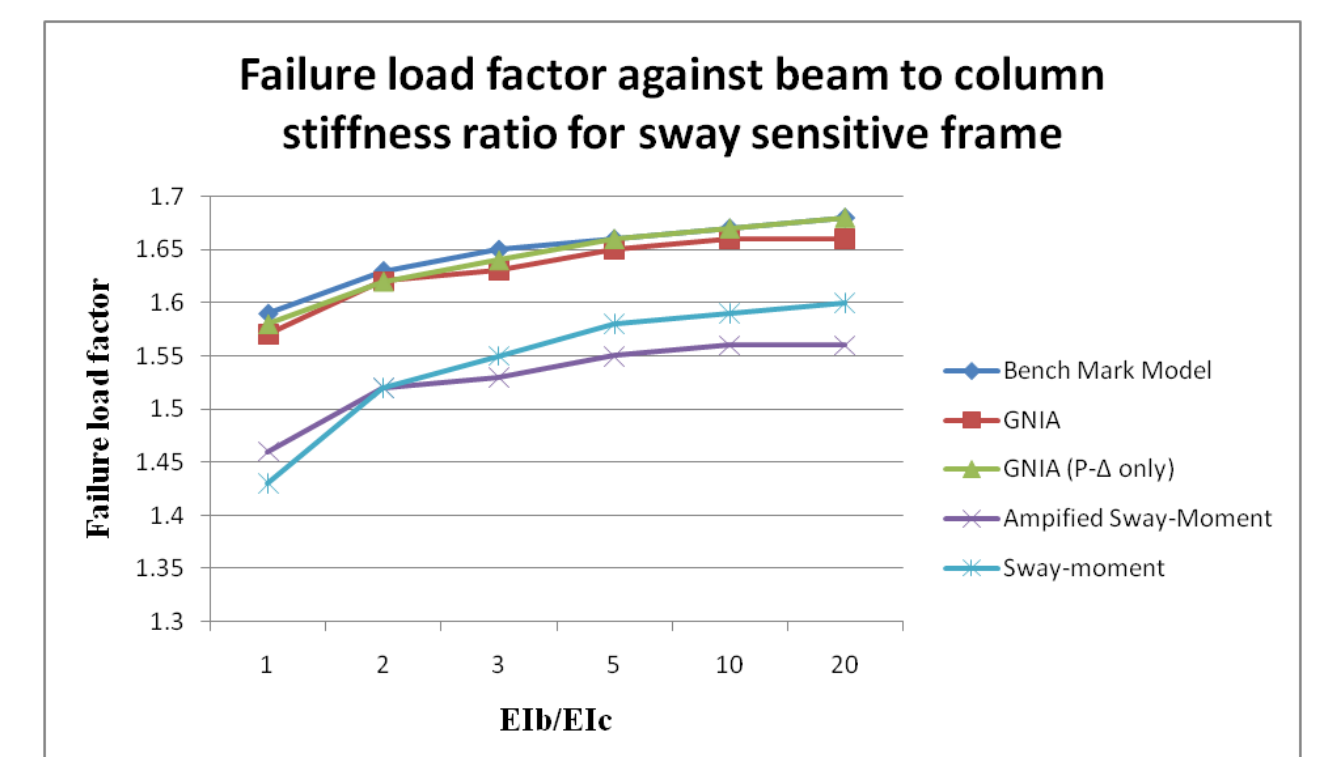


Figure 3. Results for sway models

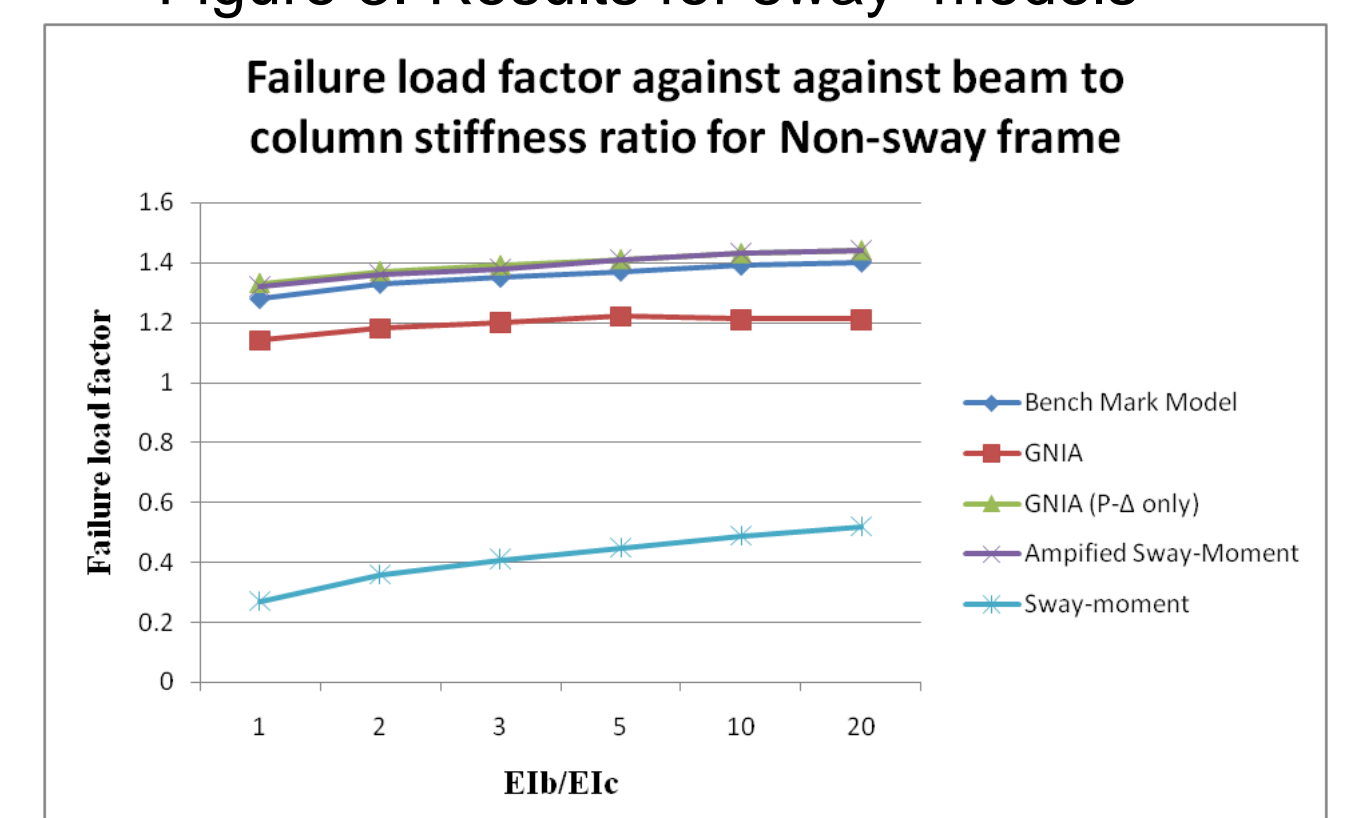


Figure 4. Results for non-sway models

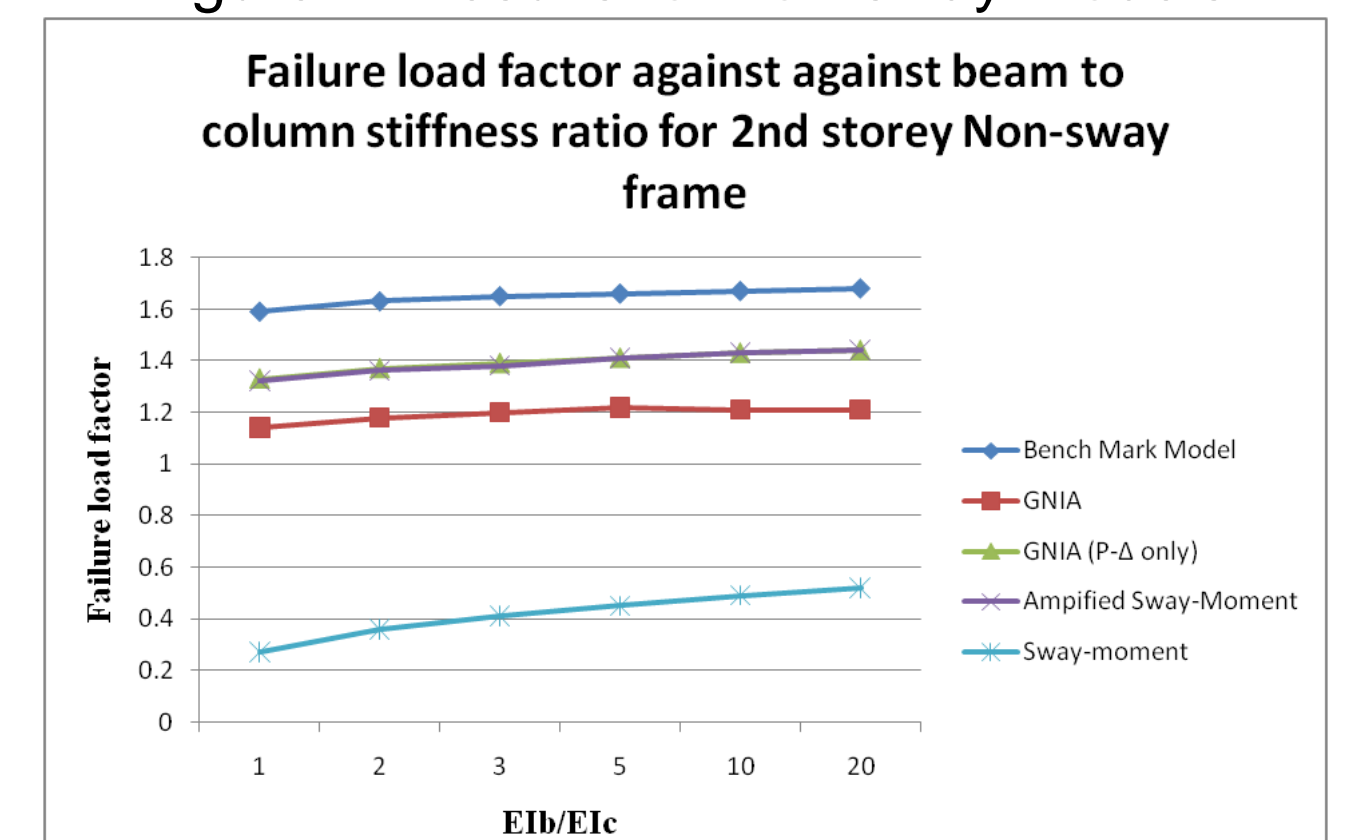


Figure 5. Results for 2nd storey non-sway models