

Project Submission Instructions for MSc Students

Turnitin is software the Department uses to help detect plagiarism. You are able to re-submit a newer version of your project anytime up to the deadline; the version that is present in the App on 14th September at 4pm will be accepted as your FINAL version.

You may find it useful to submit a draft version of your project earlier than the deadline date and then view the Similarity Report to check for possible plagiarism and improve your referencing. It is not expected that you would need to resubmit more than 1 or 2 times whilst improving your work, thus the Turnitin Report function will only be available to you a few weeks before the final submission deadline. Please see the Turnitin guides in the Library Resources folder for more information on plagiarism and referencing.

Please note: once you have submitted your project, you will not be able to resubmit another version for 24 hours. You MUST leave sufficient time before the deadline to ensure you can submit the final version of your project for assessment.

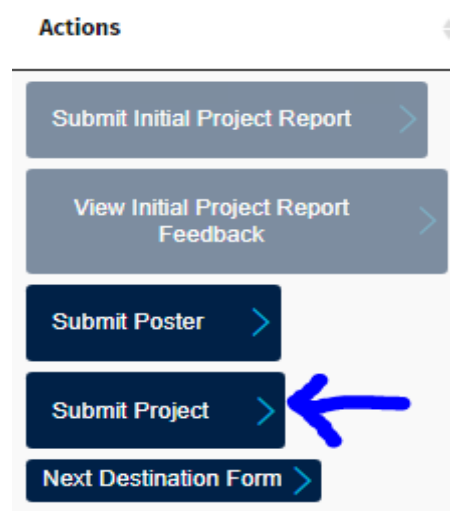
Instructions on how to format your project can be found in your MSc Welcome Booklet. There is also an MSc project template available on the web at: <http://www.imperial.ac.uk/electrical-engineering/study/current-students-course-handbook/msc-individual-research-project/>. Select 'Useful links' and then choose 'MSc project report template'. You will also find examples of highly-rated past projects under the 'Useful links tab'.

You are also reminded of the College's regulations on plagiarism. Plagiarism advice for MSc students can be found at: <http://www.imperial.ac.uk/admin-services/library/learning-support/plagiarism-awareness/>. Please also read the [Department Plagiarism Committee Basic Principles in Assessed Coursework](#).

SUBMISSION INSTRUCTIONS



1. Log in to the app: <https://apps.ee.ic.ac.uk/mscproj/>
The app works well on Chrome/Firefox/Opera

Each student will see their own submission page such as:



2. To submit your Project:
 - a. Click on Submit Project button.
 - b. You will be directed to the Project Title Confirmation Page rather than being prompted to upload, you can either continue with the project title as is or change the title.

MSc Projects Title Confirmation

Use  actual login 

Please confirm your project title here, if there is no change just continue.

Machine Learning Branch Predictor for CPU

Continue without change >

Cancel changes >

- c. On the submit Project page: Choose a file to upload and click on Upload button.

Select file to upload Choose file eP60.pdf

Upload >

3. Once the Project is submitted a Download Project button will appear on the dashboard under the download column and you will receive a successful upload confirmation from the system.

Please be aware that after submitting your project, you will have 24 hours to submit another version. You MUST allow enough time before the deadline to ensure you can submit the final version of your project for assessment.

Project Title	Supervisor	Co Supervisor	2nd Marker	Downloads	Actions
A digital tool to assist with remote assessment of respiratory symptoms (including in COVID)	Prof E. Rodriguez-Villegas	Dr S.A. Imtiaz		<div>Initial Project Report ></div> <div>Turnitin Report ></div> <div>Project ></div>	<div>Submit Initial Project Report ></div> <div>View Initial Project Report Feedback ></div> <div>Submit Poster ></div> <div>Submit Project ></div>

4. Once the Project is submitted, Turnitin report will be generated, and you will receive an email notifying you to login to your Project submission dashboard. You will be able to download Turnitin report from Downloads section. **NOTE:** after successful project submission, it may take 5-60min for your Turnitin report to be generated. This depends on the size of the document.

We would be very grateful if you could complete Next Destination Survey and the tell us what you will be doing after you graduate. The survey aims to help us gain an insight into relevant career destinations and to evaluate the content of our MSc courses. It will only take a few minutes.

Actions

Submit Initial Project Report >

View Initial Project Report
Feedback >

Submit Poster >

Submit Project >

Next Destination Form >

