


How do I get to the Operational Excellence space?

Route 1 - Stairs



① On the Sherfield Walkway, head into the **ACE Extension entrance** (Chemical Engineering) opposite the SCR and head up the stairs towards the Carbon Capture Plant.

② Turn left and head into the stairway labelled 2S01.

③ Go up to **Level 4**. This is 46 steps – a mere 14% of the 324 it takes to get to the top of the Queen's Tower.



④ Head left through the doors and continue down the corridor passing various Business School and Chemical Engineering Offices.



⑤ After the **corridor bears to the right**, go through the **right hand set of doors and down the stairs**.




The main OE space is **on the right behind** the vending machine, with meeting rooms slightly-further down the corridor

How do I get to the Operational Excellence space?


Route 2 - Lift



① On the Sherfield Walkway, head into the **ACE Extension entrance** (Chemical Engineering) opposite the SCR and head up the stairs towards the Carbon Capture Plant.



② Go around the entrance to the 2S01 staircase and head down the corridor past the green sofas on the left hand side, towards the green café with a big "Computing" sign on the wall.



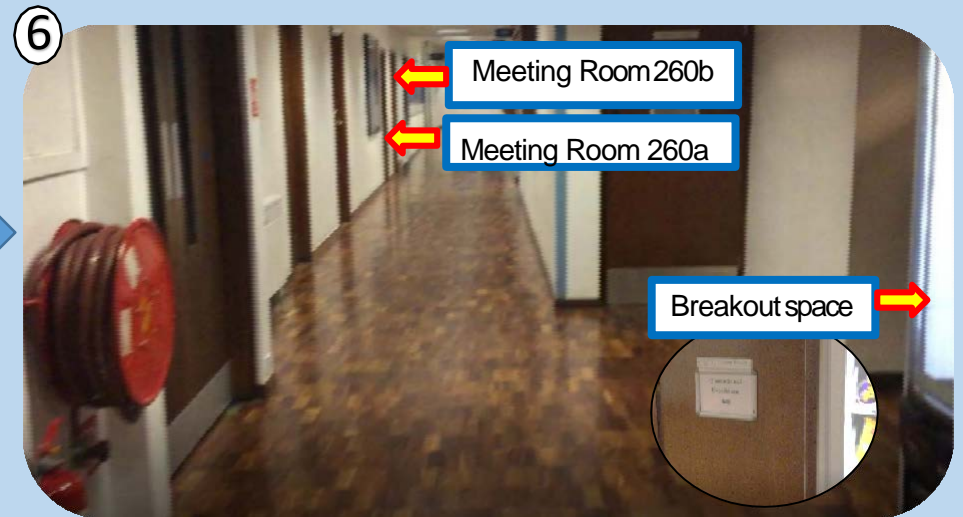
③ Continue in the same direction past the **big wall mural of Aeronautics** through the double doors, and **head down the corridor** that bears right almost immediately.



④ Summon the lift – you're going up. You need to press the "2" in the top right of the console, not the one on the bottom left.



⑤ As you're going from level 2 on the ACE side to level 2 on the Roderic Hill side of the building, you start at level 2R (Rear) and finish at **level 2F (Front)**. The lift doors will **thus open on the opposite side to which you entered**.



The main OE space is **on the right behind** the vending machine, with meeting rooms slightly further down the corridor