

Covid-19 behaviours in Vietnam

► **Report** May 2020

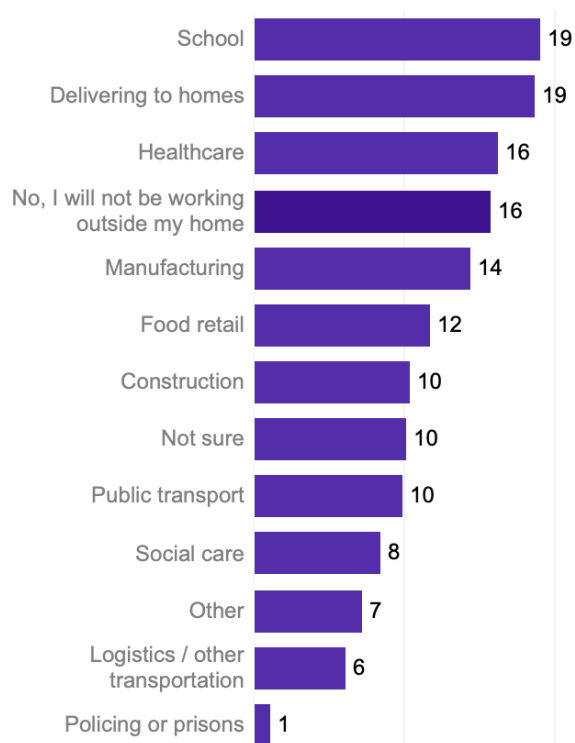
Insights and trends in people's behaviours related to COVID-19. Brought to you by a team of health and behavioural experts at the Institute of Global Health Innovation (IGHI) at Imperial College London and YouGov. These reports are created on a regular basis, following new survey results.

How are people in Vietnam responding?

▲ As of May 31st 2020

This report looks at insights from Vietnam covering April 6th through May 31st

Thinking about the next 7 days... will you be working outside your home in one of the following roles? Mark all that apply (%)



28%



Of people are staying home or only leaving the house once a day

16%



of people Vietnam are not planning on working outside the home the following week

10% are not sure if they will be working outside the home. Of the roles that were included, **school workers and home deliveries** accounted for the largest share of people working outside the home closely followed by **healthcare workers**.

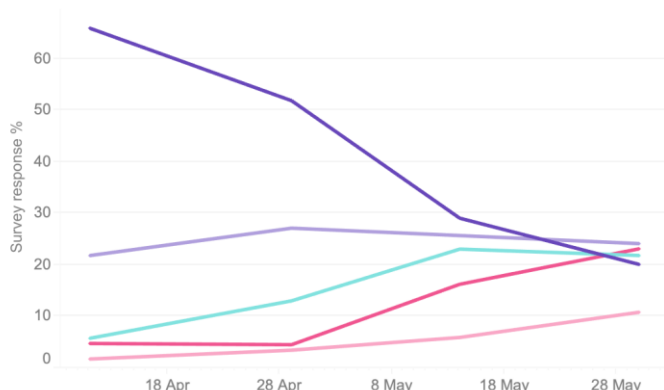


How are behaviours in Vietnam changing?

Compared to early April, respondents in Vietnam showed...

Always Frequently Sometimes Rarely Not at all

Thinking about the last 7 days... how often have you avoided letting your children go to school/ university (if you have children) to protect yourself or others from coronavirus (COVID-19)? As a reminder, please exclude any measures that you have already taken for reasons other than coronavirus (COVID-19). %

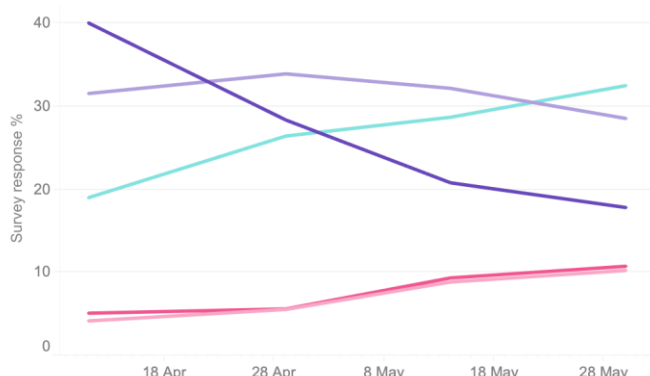


3X
↓

Decrease in people who always avoid letting their children go to school or university

Always Frequently Sometimes Rarely Not at all

Thinking about the last 7 days... how often have you avoided working outside your home (if job is full or part-time) to protect yourself or others from coronavirus (COVID-19)? As a reminder, please exclude any measures that you have already taken for reasons other than coronavirus (COVID-19). %

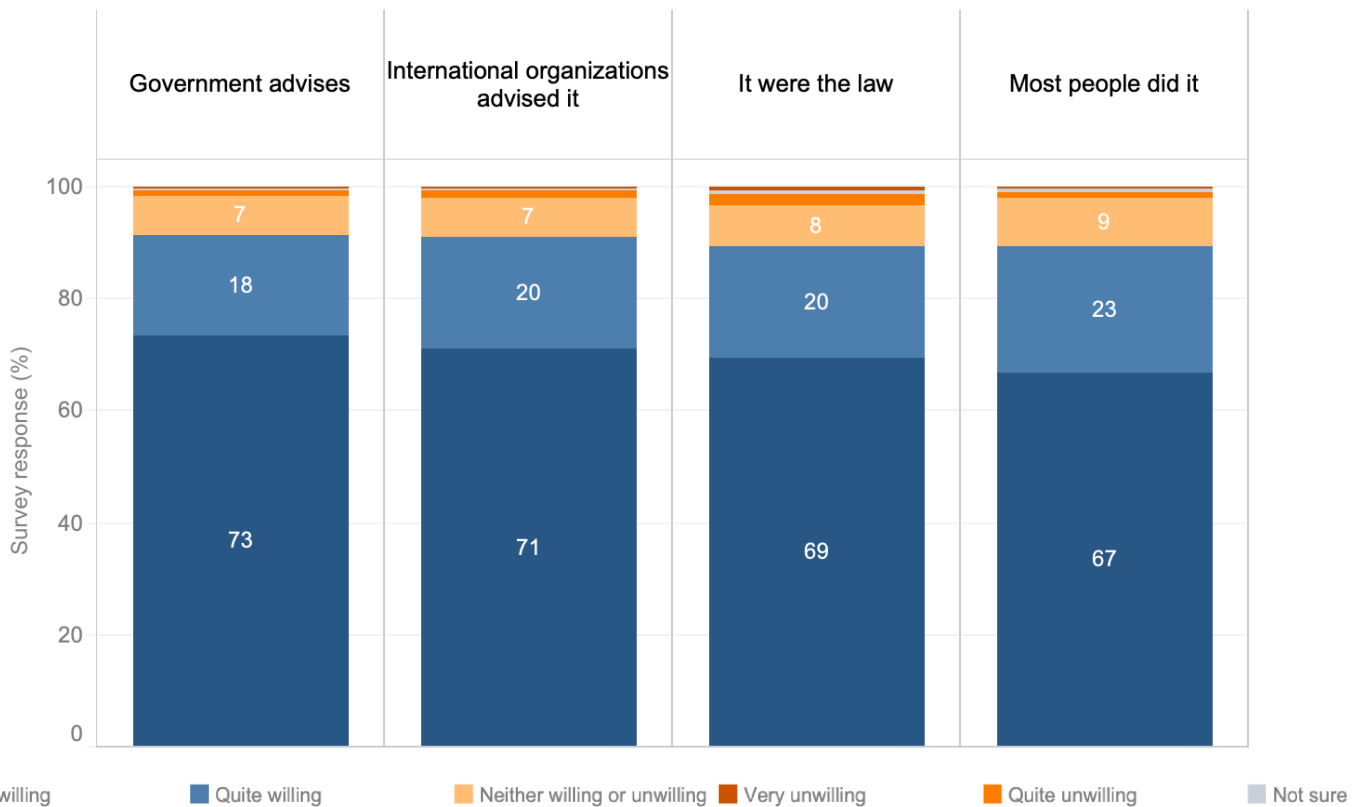


2X
↓

Decrease in people who always avoid working outside their homes

What are people’s attitudes towards wearing face masks in Vietnam?

How willing or not are you to wear a face mask or covering if ... ? %



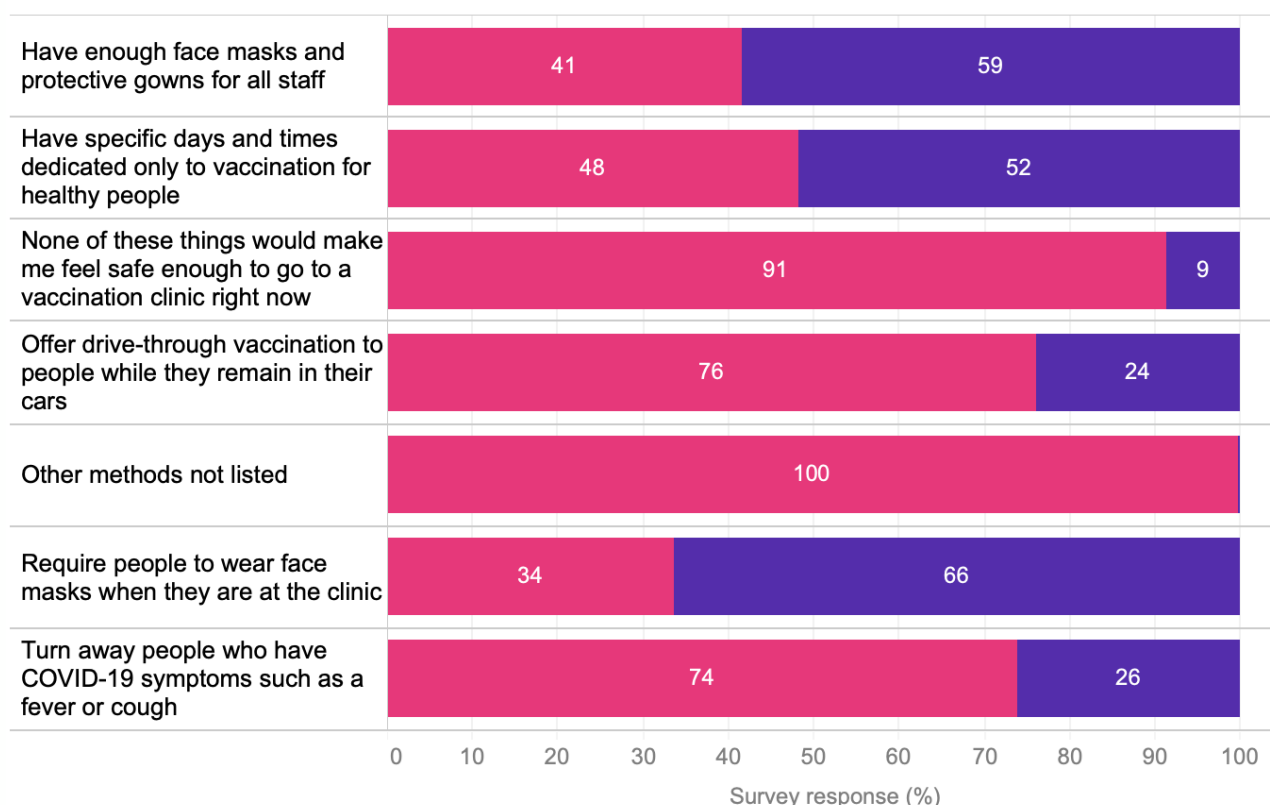
9 in 10 would willingly wear a face mask if advised to by their government

91% of people in Vietnam would willingly follow government and international organizations’ advice of wearing a face mask or covering. 89% would wear a face mask if it were the law.

What are people’s attitudes towards routine vaccinations during Covid-19 in Vietnam?

■ No ■ Yes

What should vaccination clinics do to help your household feel safe getting vaccinated during this time? %



7 in 10 would feel safe at vaccination clinics if everyone wore face masks at the clinic

Face masks as a requirement for everyone at the clinic is a popular driver of feeling safe getting vaccinated during the Covid-19 crisis. 59% would feel safe if all staff at the vaccination clinics have protective gowns and face masks.

How does Vietnam's behaviour compare to other countries?

Compared to other countries surveyed the same week (May 25th through May 31st) respondents in Vietnam were...

Comparable to **Malaysia** in likelihood of avoiding going to shops; more likely to wear face masks than **China***



More likely than other Asian countries to come into contact with people outside the home

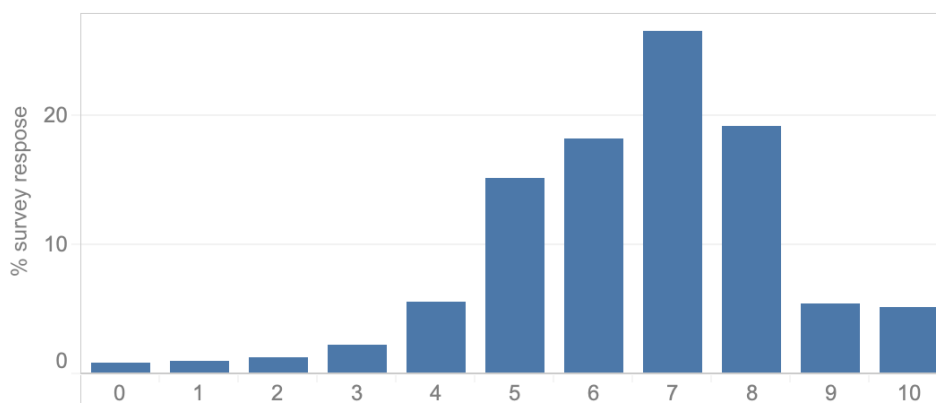
Thinking about the last 7 days...how often have you come into physical contact with someone outside your household? (excluding those in your household) %

	0	1 to 2	3 to 4	5 to 9	10 to 19	20+
Singapore	51	16	9	10	10	5
Philippines	30	25	15	17	10	3
Malaysia	28	22	16	19	12	4
Thailand	27	32	14	17	7	3
China*	19	20	16	22	14	9
Indonesia	16	21	21	23	15	4
Vietnam	6	12	12	20	25	26

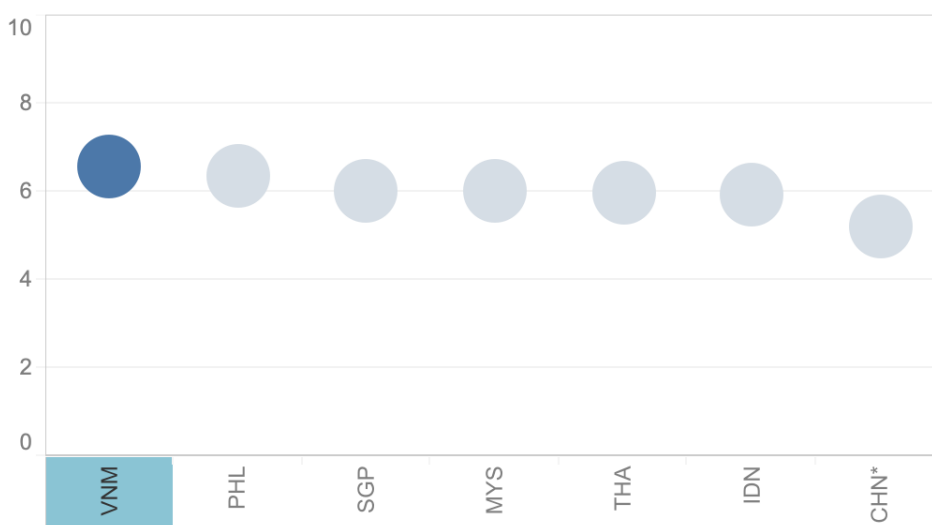
*Survey responses for China are representative of the 'online population'

How does life satisfaction in Vietnam compare to that of its peers?

Please imagine a ladder with steps numbered from zero at the bottom to 10 at the top. The top of the ladder represents the best possible life for you and the bottom of the ladder represents the worst possible life for you. On which step of the ladder would you position yourself in? (%)



Average Cantril ladder score by country



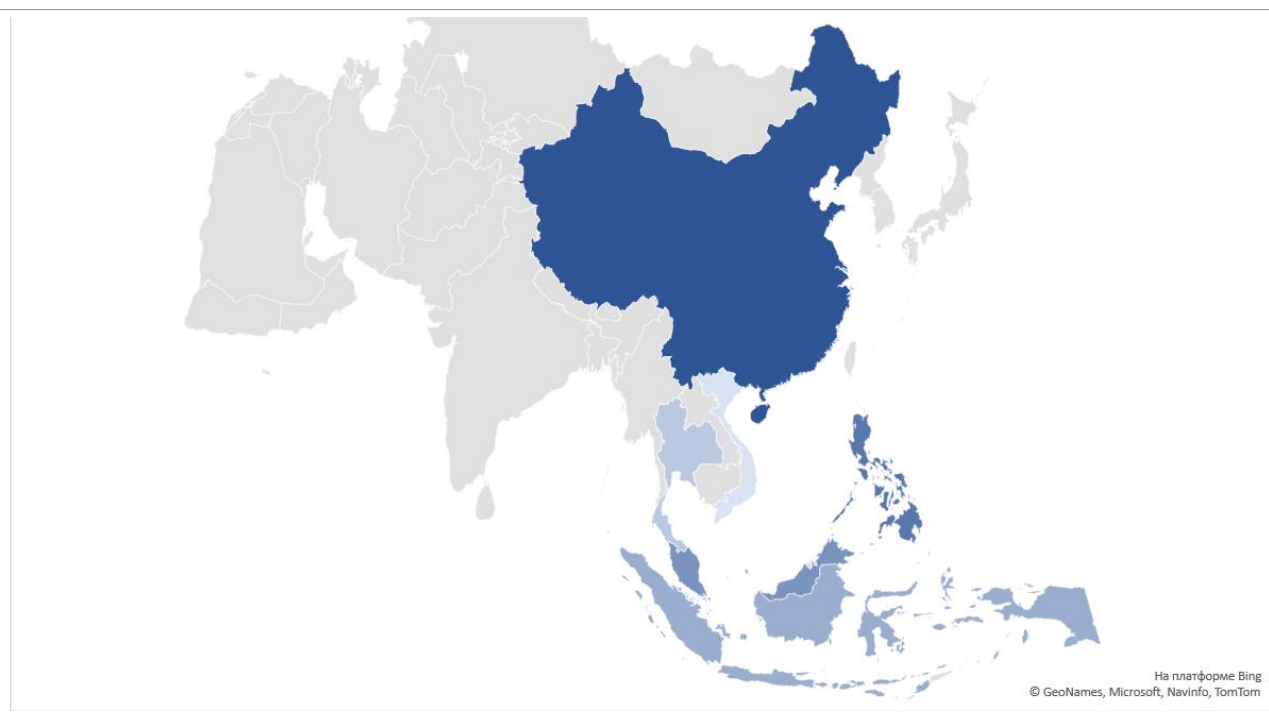
The **Cantril ladder** serves as a proxy for life satisfaction. **Life satisfaction** is a powerful measure of the **quality of people’s lives**. The annual World Happiness Reports attributes the differences over time and between countries **to good health, income and the quality of the social environment**. These factors are changing under COVID-19, often in ways we have never experienced before. The YouGov life satisfaction data, collected regularly as the pandemic evolves in each survey country, provide a valuable barometer reading of life under COVID-19, reflecting each country’s institutions and policies.

*Survey responses for China are representative of the ‘online population’

How stringent is the government of Vietnam compared to its peers?

The University of Oxford's Stringency Index is a measure of the number and strictness of government policies in response to the Covid-19 outbreak. Stringency Index range is from 0 - 100. Numbers below are for May 31st

Darker shades in the map below are indicative of higher stringency indices



China

82

Singapore

81

Philippines

78

Malaysia

75

Indonesia

72

Thailand

69

Vietnam

66

About this report

Led by Imperial College London's
Institute of Global Health Innovation
(IGHI) and YouGov

**Imperial College
London**

**Institute of
Global Health Innovation**

- ▶ Professor the Lord Ara Darzi of Denham
Co-Director, IGHI
- ▶ Dr David Nabarro
Co-Director, IGHI
Special Envoy of WHO Director General on COVID-19
- ▶ Melanie Leis
Director, Big Data and Analytical Unit (BDAU), IGHI
- ▶ Sarah P. Jones
Faculty of Medicine,
Department of Surgery &
Cancer Research Postgraduate
- ▶ Gianluca Fontana
Operations Director
and Senior Policy Fellow, IGHI
- ▶ Dr Roberto Fernandez Crespo
Analytics Fellow, BDAU
- ▶ Dr Hutan Ashrafian
Scientific Advisor, IGHI
- ▶ Dr Manar Shafat
Contributor, BDAU

Research contributors



Professor John F. Helliwell
Co-editor, World Happiness Report

Vancouver School of Economics at the
University of British Columbia, Research
Associate of the NBER and Distinguished
Fellow of the Canadian Institute for
Advanced Research

Professor Jeffrey D. Sachs
Co-editor, World Happiness Report

Director of the Center for Sustainable
Development at Columbia University
Director of the UN Sustainable
Development Solutions Network and SDG
Advocate under Secretary-General António
Guterres



Professor the Lord Richard Layard
Co-editor, World Happiness Report

Founder-Director of the Centre for
Economics Performance at the London
School of Economics
Co-founder of Action for Happiness

Professor Jan-Emmanuel De Neve
Co-editor, World Happiness Report

Director of the Wellbeing Research Centre
at University of Oxford
KSI Fellow and Vice-Principal of Harris
Manchester College

Realised by

MADE BY MANY

Contributors to the Imperial College
London - YouGov survey include: Professor
Helen Ward, Dr. Christina J. Atchinson, Dr.
Benjamin C. Lambert, and Gavin Ellison

The Imperial College London - YouGov
team wishes to express their grateful
support to Stephan Shakespeare, Marcus
Roberts, Alex MacIntosh, Chris Curtis, Eir
Nolsoe, Sharon Pacolor, Lenny Naar, Alice
Blencowe, Steve Adams from Visual DJ Ltd.
and volunteers from Made by Many:
Rebecca Foy, Anna Pagan, Gareth Cozens,
Callum Jefferies, Neethu Mathew, Micha
Nicheva, Kristof Goossens

Supporters



This research is made possible by
generous support for the public good
from YouGov Plc.

The Imperial College London - YouGov
team gratefully acknowledges the kind
support of Edelman Intelligence for their
global social listening contribution

Question for the research team? Get in touch [here](#)

Press enquiry? Contact Dr. Justine Alford at j.alford@imperial.ac.uk

For more behavioural data on a global level, visit coviddatahub.com to explore our interactive charts

The [CovidDataHub.com](https://coviddatahub.com) project is a joint collaboration between the Institute of Global Health Innovation (IGHI) at Imperial College London and YouGov Plc to gather global insights on people's behaviours and life satisfaction in response to COVID-19. The research covers 29 countries and surveys are conducted on a regular basis since the first week of April.

This report is designed to provide insights on how different populations are responding to the pandemic, helping public health bodies in their efforts to limit the impact of the disease. Anonymised respondent level data is generously made available for all public health and academic institutions globally by YouGov Plc at our [GitHub site](#).

In collaboration with