


---

# Gastroenterology & Hepatology BSc



**2025/2026**

---

**Imperial College London**

**Authored by: Dr Wafa Khamri**

**Imperial College  
London**

---

Contents	
Welcome .....	3
Gastroenterology & Hepatology 2025-2026 .....	3
Key People.....	4
Course structure .....	5
The modules .....	6
Module 1 – Taught component .....	6
Structure .....	6
Assessments and ICA leads.....	6
Delivery and location .....	7
Learning and teaching styles .....	7
Module 2 – Self-directed study .....	8
Module 3 – Project.....	8
Student engagement and online learning .....	8
Support.....	8

# Welcome

## Gastroenterology & Hepatology 2025-2026

First and foremost, welcome to the intercalated BSc (iBSc) in Gastroenterology & Hepatology and thank you for choosing to study with us for the next academic year.



This exciting course has been carefully designed to facilitate your transition into a science-based degree. The course aims to give a firm grounding in the scientific basis of gastroenterology and hepatology. Upon completing this course, we aim that you will demonstrate an in-depth understanding of the BSc chosen subject and to be better able to:

- (a) outline how the interplay between genetic and environmental factors contributes to gastrointestinal (GI) diseases
- (b) Evaluate GI cancer genesis and treatments
- (c) Interpret the role of infective & immunological mechanisms in gut & liver disease
- (d) Demonstrate specific skills required for in-course-assessments and for your training as an academic scientist
- (e) Describe, evaluate and communicate scientific research to better inform best practice in the field of gastroenterology & hepatology
- (f) Adopt long-term working attitudes such as team working and much more...

***“Our course focuses greatly on help and support in the student’s journey of developing research skills and general attributes to being an academic clinician”***

Dr Wafa Khamri, Module 1 lead, winner of the President’s Award for Excellence in Education 2020 and the ICSM Education Award 2024 for supporting the Student Experience

The degree team have been working hard to ensure that we can deliver the course content in a blended fashion with sessions being face-to-face and through Microsoft Teams as well as content being digested in your own self-directed time, often with an opportunity to have some Q and A with the lecturer to explore the topic.

Enjoy the course!

**Prof Julian Marchesi, Course Lead**

---

## Key People

### Course Lead



**Prof Julian Marchesi**

[j.marchesi@imperial.ac.uk](mailto:j.marchesi@imperial.ac.uk)

### Deputy to Pathway Director and Module 1 lead



**Dr Wafa Khamri**

[w.khamri@imperial.ac.uk](mailto:w.khamri@imperial.ac.uk)

### Module 2 ICA leads



**Dr Lucia Possamai** (Science in Context Lead)

[l.possamai@imperial.ac.uk](mailto:l.possamai@imperial.ac.uk)

**Dr Peter Foulser** (Literature Review lead)

[peter.foulser11@imperial.ac.uk](mailto:peter.foulser11@imperial.ac.uk)

### Module 3 lead



**Prof Julian Marchesi**

[j.marchesi@imperial.ac.uk](mailto:j.marchesi@imperial.ac.uk)

### Course Administrator



**Stefanie Hoskins**

[s.hoskins@imperial.ac.uk](mailto:s.hoskins@imperial.ac.uk)

---

# Course structure

The course is led by both clinical and academic staff, and it will include a mixture of taught and self-directed study across a wide range of topics over three modules. Areas covered include environmental risk factors, clinical trials, microbiome, metabolic disease, histology, cancer genesis and treatments, surgery inflammation & immunological mechanisms and more about gut and liver disease.

As described below, the course consists of 3 modules and is assessed by seven In Course Assessments (ICAs) over the year.

## 1. The course

### Module 1

- **The taught module (12 weeks)**
- Assessment of scientific knowledge/ assessment of data interpretation

### Module 2

- **Self-directed learning (4 weeks)**
- Assessment of group work appraisal of literature/ assessment of using science in clinical context

### Module 3

- **BSc projects (14 weeks)**
- Assessment of BSc project

## 2. The assessments: 7 in-course-assessments (ICAs)

### Module 1

- **3 ICAs:**
  - Written (weighting 4.5% of overall BSc)
  - Oral (4.5%)
  - Data generation, interpretation and writeup (21%)

### Module 2

- **2 ICAs :**
  - Group literature review (15%)
  - Science in context- clinical case study (10%)

### Module 3

- **2 ICAs:**
  - Project writeup (35%)
  - Oral presentation (10%)

# The modules

## Module 1 – Taught component






### Structure

There are three blocks in this module. Each block covers a specific theme of specialism and is made up of four weeks- three teaching weeks with a consolidation week at the end. A summative assessment will be completed during each block (deadlines for submission are at the end of the consolidation weeks). There will also be three formative assessments (with feedback) in preparation for the summative tasks.

### Assessments and ICA leads

Module 1 lead is Dr Wafa Khamri. Each summative assessment in this block has an assessment lead as described in the table below.

Module 1	Block 1	Block 2	Block 3
Dates	Monday 22 <sup>nd</sup> September- Friday 17 <sup>th</sup> October	Monday 20 <sup>th</sup> October – Friday 14 <sup>th</sup> November	Monday 17 <sup>th</sup> November – Friday 12 <sup>th</sup> December
Assessments:	<u>ICA1</u> : Commentary on Research Article	<u>ICA2</u> : Oral presentation of a critique of a paper	<u>ICA3</u> : Data interpretation and analyses write-up
Deadlines:	<b>FRIDAY 17/10/2025 BY NOON (12)</b>	<b>SUBMIT FINAL SLIDES Thursday 13/11/2025 BY 12 NOON Presentations: FRIDAY 14/11/2025</b>	<b>FRIDAY 12/12/2025 By NOON (12)</b>
ICA leads	 Dr Benjamin Mullish	 Prof Shahid Khan	 Dr Wafa Khamri

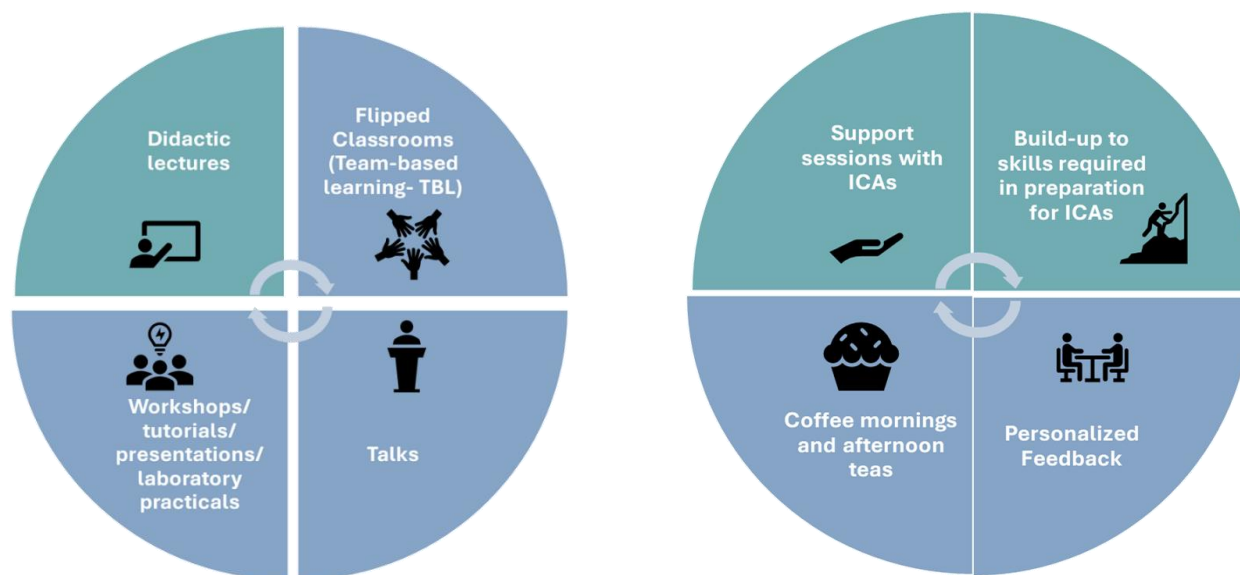
## Delivery and location

The module will cover core basics as well as general and specific skills required for your ICAs. Teaching will be blended with sessions taking place both on MS teams (live-on-line) and face-to-face. Face to face teaching will take place mainly at St Mary's Campus (Paddington), the Hammersmith and South Kensington Campuses.



## Learning and teaching styles

Sessions are mainly interactive and will vary with a mixture of workshops, seminars, lectures, small group tutorials, team-based learning and laboratory-based practicals. Some sessions will require preparation in advance. Details will be made available on Insendi, the learning platform you will be using. We work on providing as much support as we can in a structured manner (examples below)



**Learning, teaching and support:** course content is delivered mainly through interactive sessions (a few examples highlighted in the left cycle matrix). As outlined in the right cycle matrix, we run catch-up sessions, we recognize the importance of support & guidance with your ICAs and we work on providing timely personalized feedback.

## Module 2 – Self-directed study



This is a four-week module which takes place in January and is structured around two assessments outlined in the table below. Information about each assessment will be shared with students during the Autumn Term. The Science in Context patient information will be given to students in December and the Group Literature Review topics will be distributed in January.

<b>Assessment:</b>	Science in Context	Group Literature Review
<b>Lead:</b>	Dr Lucia Possamai	Dr Peter Foulser
<b>Task:</b>	<u>ICA4</u> : Clinical case study	<u>ICA5</u> : Critical summary of a topic

## Module 3 – Project



Projects run from February to May and result in a project write-up and oral presentation. Students will be given a selection of projects to choose from in November. There will be the opportunity to contact supervisors to find out more about their projects. Students will indicate their preferred projects in December and will find out their project allocation in January.

## Student engagement and online learning

We would like to reassure you that we will do our best to build the community feeling. We are planning welcome activities for the first day (ice breakers, coffee mornings, quizzes), as well as some tasks in smaller groups so you will get to know each other, as well as the staff team. There will be regular opportunities to meet with your peers and drop-in sessions to meet with the course team.

To facilitate this, we ask that you switch your cameras on during online teaching sessions. We know that some of you may share your living space with others and may prefer to blur your background. As well as putting faces to names, it will help the lecturers to know if you are understanding the content which is being delivered.

## Support

There is a wealth of support available for students studying at Imperial. All students are allocated an Academic/Personal tutor who you can contact if you have any problems affecting your studies. Details of other support available to you can be found on Insendi (access will be granted at the start of the course). For academic support related to your assessment, you can contact the relevant member of the course team and they will be happy to answer your queries.



---

Please do not be afraid of letting us know if you are experiencing any issues affecting your work. We can only begin to help to support you if we are aware of the issue. If you are unsure who to contact, please email your course administrator.

## **Next steps**

We hope that you have had a relaxing summer break and that you will start the course feeling well-rested and ready to go. Therefore, we do not set any pre-learning prior to starting the course. If you would like to do some reading, we suggest that you have a look at some of the main journals in our field (Journal of Hepatology, Gut and Gastroenterology) and look through any articles which interest you. Some of the sessions during week one will require some guided-online-learning (GOL) reading so you may wish to check the Learning content on Insendi to get a head-start. “Pre-BSc research skills course” is a great resource and we recommend you go through its modules.

**We look forward to welcoming you to the course!**