

Guide to depositing a published paper in Spiral via Symplectic

Open Access Team

March 2023



To deposit a paper

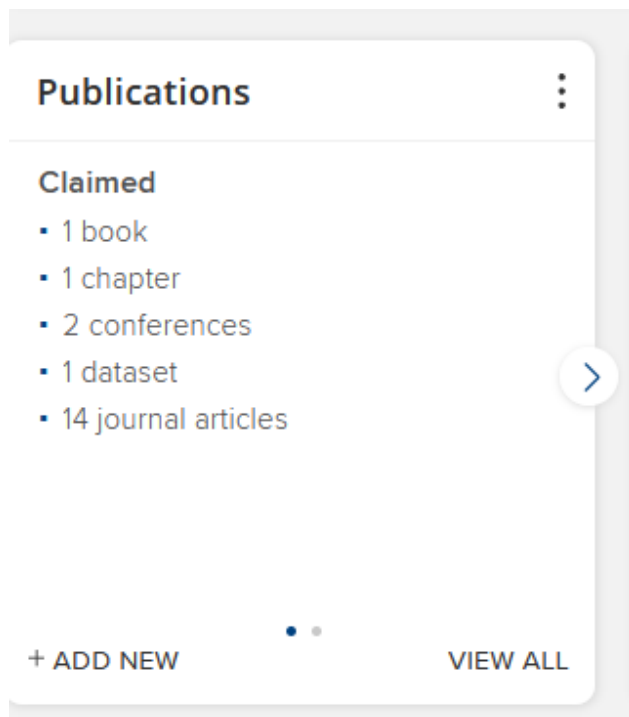
You will need:

- A copy of the version of your paper that the publisher permits you to deposit (check your publication agreement or publisher's self-archiving policy to find this)
- To let your co-authors know you are depositing a copy of the paper to an open access repository

If your paper has been accepted but not yet published, please see [Deposit on acceptance](#).

1. Log in to [Symplectic](#) using your College username and password.

To deposit a journal article, conference paper or another output type, go to **Publications** and click on the link to the output type you wish to deposit to open the publication listing. If your paper is not listed, click on **Add New** and select your publication type.



2. Click on the title to open the full record (if you wish to check the metadata) or click on **Deposit** tab to open the deposit page

Design of high performance financial modelling environment

JOURNAL ARTICLE
Bunnin FO, Guo Y, Ren Y, Darlington J
Parallel Computing 26(5):601-622 Mar 2000
Reporting Date: 01 Apr 2000

SUMMARY METRICS (6) DEPOSITS (1) LABELS (11) RELATIONSHIPS (15) SOURCES (3) HISTORY (5)

The involvement of the intracellular redox state and pH in the metabolic control of stimulus--response coupling.

JOURNAL ARTICLE
Roth Z, Chayen N, Dikstein S
Int Rev Cytol 85:39-61 1983
Reporting Date: 01 Jan 1983

SUMMARY METRICS (3) DEPOSITS (0) LABELS (17) RELATIONSHIPS (1) SOURCES (3) HISTORY (1)

Please check your publisher agreement, this often includes a policy on depositing your work in a repository. While most publishers allow this, permission usually only extends to the accepted version of your work, unless your publication is gold open access (paid an open access fee). The publisher's posting policy is available via the Sherpa Romeo guidance on the deposit page to help you to upload the correct version. If no information is available go directly to [Sherpa Romeo](#). Alternatively, contact the Library's [open access team](#) or your librarian.

Deposit advice

Institutional advice SHERPA RoMEO advice

Journal of Psychiatric Research

Submitted Accepted Published

The following Open Access route is permitted for this version:

Option 1

Locations	Any Website Named Repository
Embargo:	No Embargo

For more information:

- Unleashing the power of academic sharing
- Sharing Policy
- Sharing and Hosting Policy FAQ
- Green open access
- Journal Embargo Finder
- Journal Embargo List for UK Authors
- Attaching a User License
- Funding Body Agreements
- Open access
- Open access licenses

Source at SHERPA RoMEO:
Option 1
Option 2

1. Prepare deposit (step 1 of 2)

Upload file Add OA location

Upload files from your local machine:

* Choose file: Choose file No file chosen

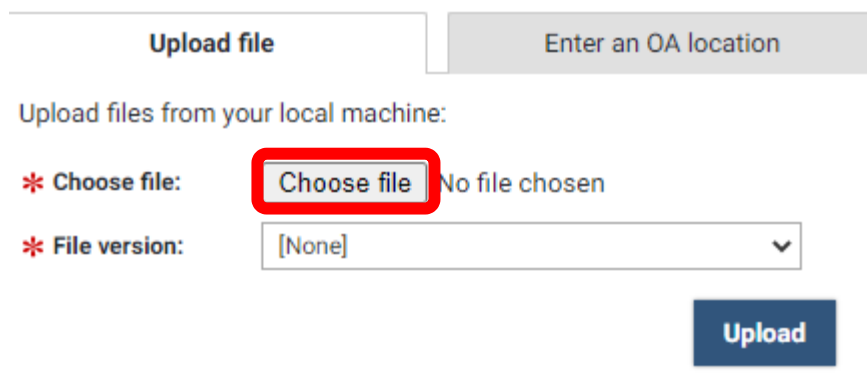
* File version: [None]

Upload

Where you see the statement "Must link to publisher version or journal homepage" and/or "Set statements to accompany deposits", you do not need to do anything - library staff will add this information to Spiral.

3. Click on **Choose File** to locate your file or enter an **OA location** if your article has been deposited in an external repository.

1. Prepare deposit (step 1 of 2)



Upload file | Enter an OA location

Upload files from your local machine:

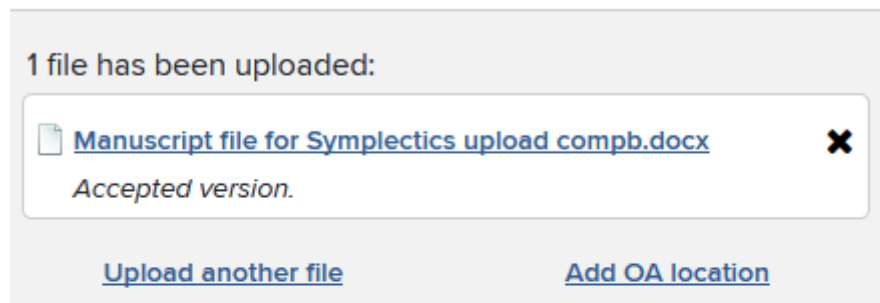
* **Choose file:** Choose file No file chosen

* **File version:** [None] v


Upload

4. Select a version description that matches your paper from the drop-down menu. For more help see [Publication versions](#). Click on **Upload** or **Save location**. Read and accept the licence agreement and click on **Deposit my publication**.

1. Prepare deposit (step 1 of 2)



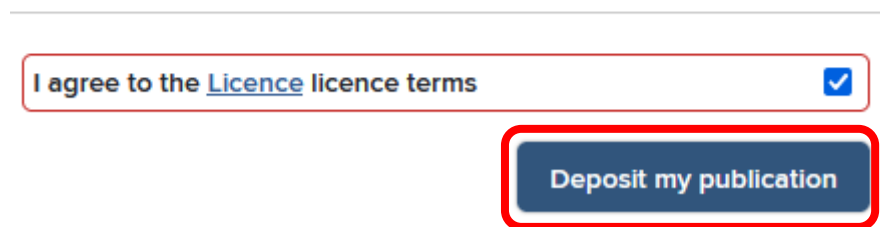
1 file has been uploaded:

 [Manuscript file for Symplectics upload compb.docx](#) ✕

Accepted version.

[Upload another file](#) [Add OA location](#)

2. Complete deposit (step 2 of 2)



I agree to the [Licence](#) licence terms

Deposit my publication

5. You've now successfully deposited your publication.
6. Your submission will be processed by a member of the Open Access team, who will review the publisher's open access policy, check that the correct version has been deposited, and apply any

necessary embargoes. You will be notified of your paper's successful deposit in Spiral, and you will also be contacted if we need any further information about your paper to process it. Your paper will then be made public and available for download from Spiral.

7. If you have any questions, or need further support and guidance, please contact the Open Access Team via email, at openaccess@imperial.ac.uk

Document updated: March 2023