

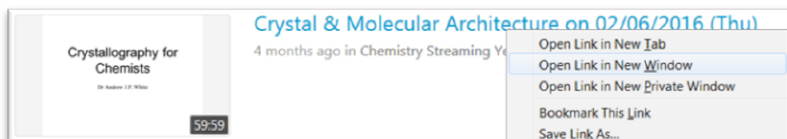
Using Panopto “Views by Video Time” Statistics

Within Panopto you can view statistics which show which parts of each recording have been viewed most frequently. This makes it possible to identify areas of difficulty for students.

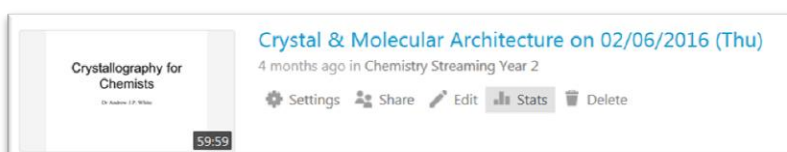
To access Panopto recording statistics

In Panopto (<https://imperial.cloud.panopto.eu>), navigate to the recording of interest.

It is best to open the recording in a new window, by right-clicking on the blue recording title and then left-clicking on **Open link in new window**.

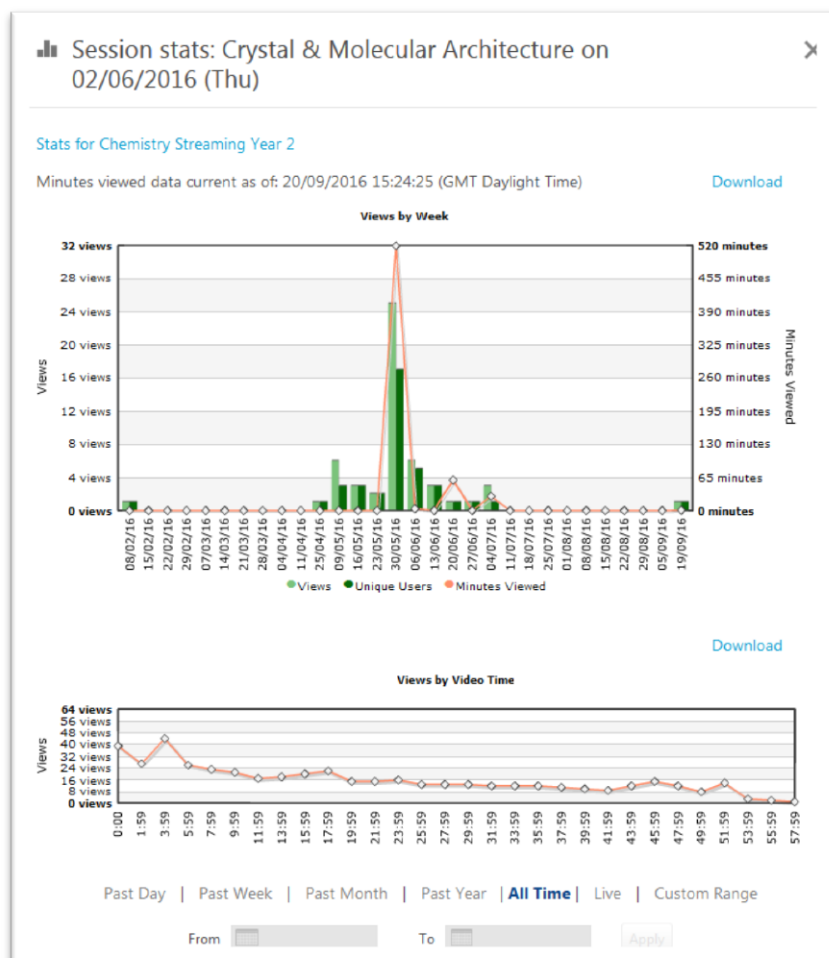


Then hover over the blue recording title in the original window to reveal the menu and click on the **Stats** button as shown here to display the statistics.



Resize the two windows so that they can be viewed side-by-side.

The statistics will display as in the following screen:

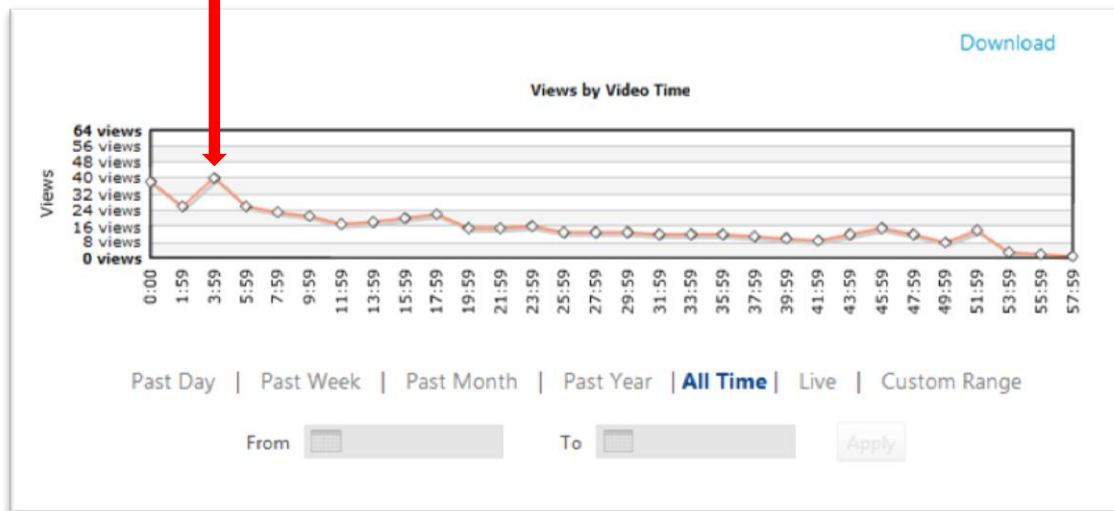


Note that by default, the **Past Month** will be displayed. Click on the text below the graph to see the **All Time** view.

The **Views by Week** graph shows the number of views for a recording and the number of minutes it is viewed for.

The **Views by Video Time** graph allows the review of the time line of a recording, showing the number of views through the duration of the recording. This is useful for analysing how frequently parts of the recording are viewed.

The graph shows that the content, 3 minutes and 59 seconds into the recording, was viewed by 40 people



This part of the recording can be reached quickly by clicking and dragging the blue circular play head (scrubbing) as highlighted below:

The screenshot shows a video player interface. The main video area displays a slide titled "What is a suitable crystal?" with a list of bullet points and an image of a crystal. The bullet points are:

- * what is the structural question?
- * scattering power
- * elements in structure
- * size of structure, unit cell & crystal
- * choice of radiation
- * intensity (λ^3)
- * absorption
- * chirality (anomalous scattering)
- * twins

 The video player controls at the bottom show a play button, a refresh button, a progress bar with a blue play head, and a volume icon. A red circle highlights the play head and the current time 4:07. A blue box below the screenshot shows a zoomed-in view of the play head and the current time 3:59.